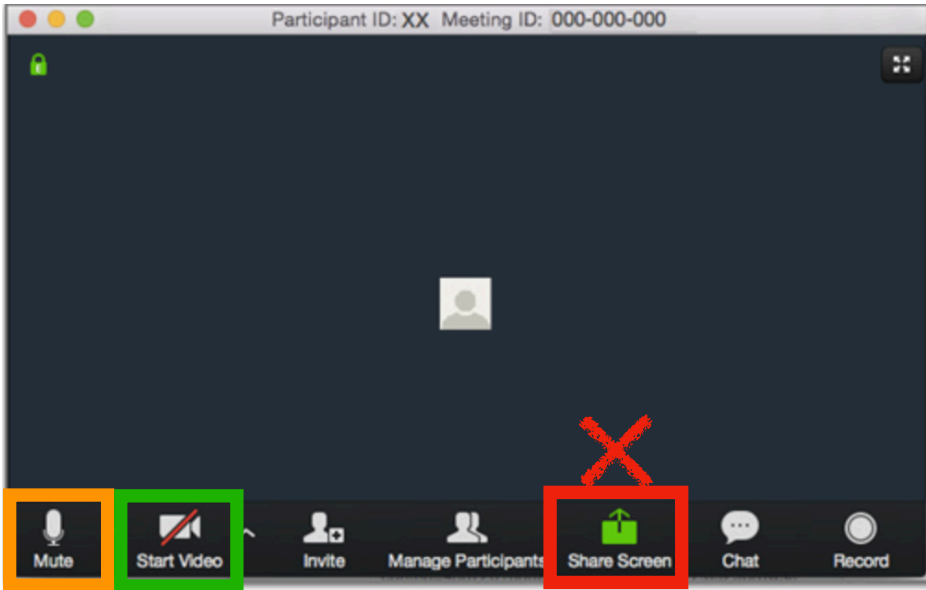


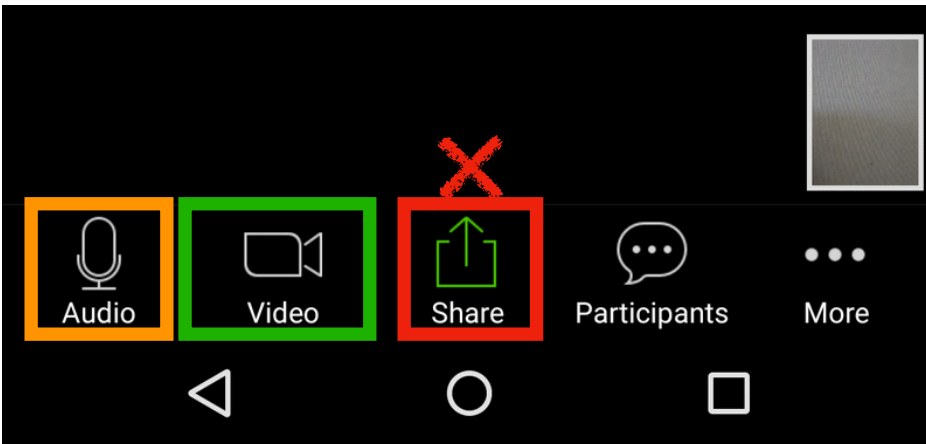
Zoom Meeting Visual Aid:

A guide to help with proper virtual "etiquette" of praying together in this new way. If your devices are not set to OFF initially, click on the appropriate icons until they turn **red** and/or with a slash through them.

Device Examples:



MACBOOK (BOTTOM OF SCREEN)



ANDROID (BOTTOM OF SCREEN)



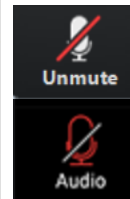
IPAD (TOP OF SCREEN)

1. Mute/Audio Off

Controls your personal Audio. For Mass and Holy Hour your audio should be muted and turned off so as not to distract from the service.

You will still be able to hear the service, but others **will not hear you.**

Exception: Prayer intentions and sign of peace during mass when instructed to do so.

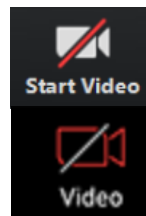


This means your Audio is OFF.

2. Stop Video/Video Off

Controls your personal Video (For Mass and Holy Hour your video should be off. You will still be able to see the service, but others **will not see you.**

Exception: sign of peace during mass when instructed to do so.



This means your Video is OFF.

3. Share Screen/Share

Do NOT share your screen, please! This takes over the video feed from the church and shows everyone your device screen.